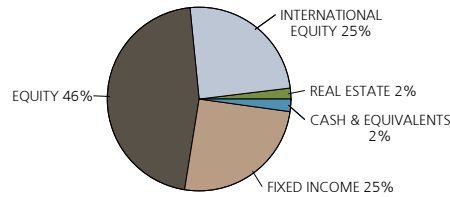
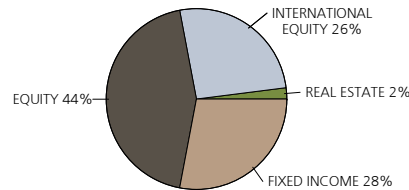


Asset Allocation Analysis

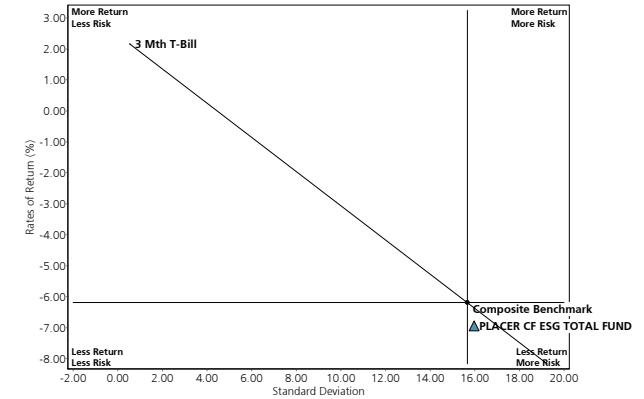
ESG Pool Allocation as of March 31, 2023



Target Allocation

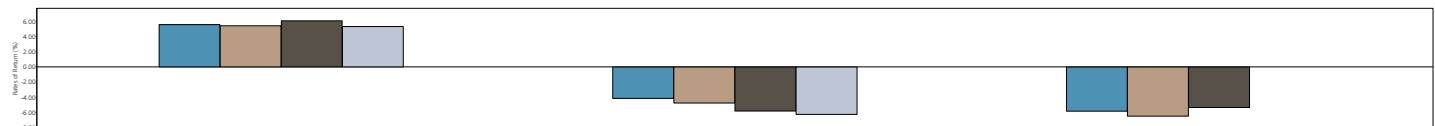


Risk Reward



	Return	Std Dev	Alpha	Beta	R-Squared
▲ Placer CF ESG Total Fund	-6.95	15.97	-0.68	1.01	98.33

Name	Incept Date	Current Allocation	Latest Qtr	One Year	Three Years	Five Years	Since Incept	Risk Index	Latest Qtr	One Year	Three Years	Five Years	Since Incept
ESG Trillium Large Core	08/03/21	37.0%	7.03	(5.90)	-	-	(5.26)	Russell 1000	7.46	(8.39)	18.55	10.87	(5.77)
ESG Boston Trust SMID Core	08/03/21	10.1%	2.28	(3.83)	-	-	(1.76)	Russell 2500	3.39	(10.39)	19.42	6.65	(9.84)
ESG Boston Common Intl Equity	08/04/21	25.1%	8.45	(0.86)	-	-	(10.42)	MSCI Gross EAFE	8.62	(0.86)	13.52	4.03	(4.32)
ESG Calvert Green Bond	08/04/21	6.0%	2.67	(4.92)	-	-	(7.30)	BB Agg Bond	2.96	(4.78)	(2.77)	0.91	(7.23)
ESG BlackRock Fixed Income	08/06/21	19.8%	2.37	(2.64)	-	-	(5.14)	BB Agg Bond	2.96	(4.78)	(2.77)	0.91	(7.23)
ESG Vanguard REIT	08/04/21	2.0%	1.60	(20.14)	-	-	(12.20)	MSCI REIT	2.73	(19.17)	11.99	6.02	(9.60)
Total Portfolio	08/03/21	100.0%	5.60	(4.14)	-	-	(6.95)	Composite Benchmark	6.10	(5.80)	-	-	(6.19)



	Latest Quarter	One Year	Since Inception Day
TOTAL FUND Gross Time Weighted Return	5.60	-4.14	-5.83
TOTAL FUND Net Time Weighted Return	5.43	-4.77	-6.48
Composite Benchmark	6.10	-5.80	-5.34
Placer IPS Benchmark	5.33	-6.24	N/A