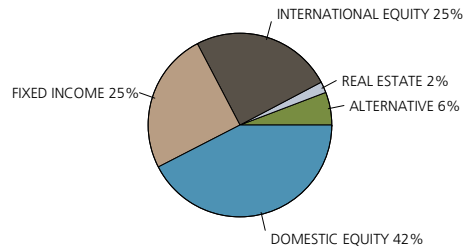
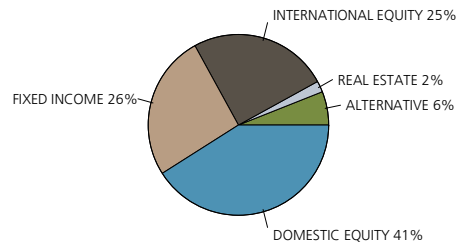


### Asset Allocation Analysis

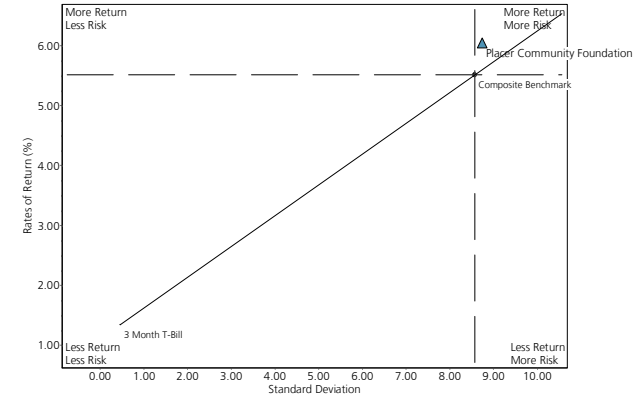
Asset Allocation as of December 31, 2017



Target Allocation

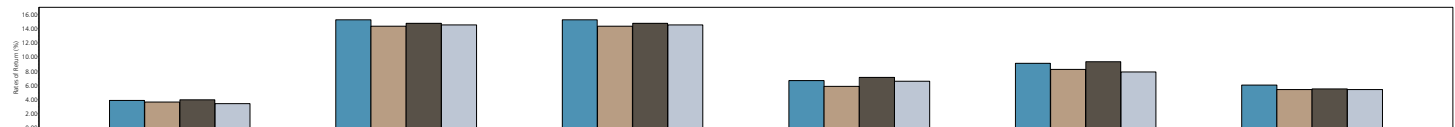


### Risk Reward



	R-Return	Std Dev	Alpha	Beta	Squared
▲ Placer Community Foundation	6.04	8.74	0.51	1.00	96.77

Name	Incept Date	Current Allocation	Latest Qtr	One Year	Three Years	Five Years	Since Incept	Risk Index	Latest Qtr	One Year	Three Years	Five Years	Since Incept
ETF Total US Mkt	05/15/17	30.8%	6.22	-	-	-	11.47	Russell 3000	6.34	21.13	11.12	15.58	12.20
JP Morgan Equity Income	11/07/16	5.9%	7.02	18.28	-	-	19.46	Russell 1000 Value	5.33	13.66	8.65	14.04	15.14
Loomis Lg Cap Growth	11/07/16	5.8%	6.50	34.36	-	-	31.46	Russell 1000 Growth	7.86	30.21	13.79	17.33	29.05
Western Core Plus Fixed	11/12/14	12.5%	0.36	5.81	4.00	-	3.96	BB Agg Bond	0.39	3.54	2.24	2.10	2.21
BlackRock Short Duration	11/15/13	12.4%	(0.18)	1.09	0.99	-	0.91	BB 1-3 Govt/Cr	(0.21)	0.84	0.93	0.84	0.84
Cambiar Intl Value	03/03/16	9.9%	3.97	21.56	-	-	13.28	MSCI Net EAFE Value	3.24	21.44	6.35	6.95	17.61
Principal REIT	09/20/11	1.9%	3.58	9.36	8.54	12.15	15.18	NAREIT	2.49	8.68	6.67	9.83	13.49
Liquid Alternatives	08/14/12	5.8%	0.82	6.94	1.59	2.26	2.30	BB Agg Bond	0.39	3.54	2.24	2.10	2.03
Harding Intl Growth	08/22/17	9.9%	3.70	-	-	-	6.57	MSCI Net EAFE Growth	5.24	28.86	9.15	8.78	7.23
Emerging Markets ETF	08/21/17	5.2%	6.53	-	-	-	6.38	MSCI Net EM	7.44	37.28	9.10	4.35	7.01
<b>Total Portfolio</b>	<b>12/31/00</b>	<b>100.0%</b>	<b>3.87</b>	<b>15.25</b>	<b>6.68</b>	<b>9.11</b>	<b>6.04</b>	<b>Composite Benchmark</b>	<b>3.96</b>	<b>14.79</b>	<b>7.15</b>	<b>9.35</b>	<b>5.51</b>



	Latest Quarter	Year To Date	One Year	Three Years	Five Years	Since Inception Day
TOTAL FUND Gross Time Weighted Return	3.87	15.25	15.25	6.68	9.11	6.04
TOTAL FUND Net Time Weighted Return	3.69	14.36	14.36	5.86	8.27	5.42
Composite Benchmark	3.96	14.79	14.79	7.15	9.35	5.51
COF Custom Benchmark **	3.44	14.55	14.55	6.60	7.90	5.43