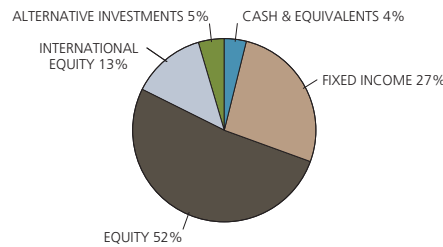
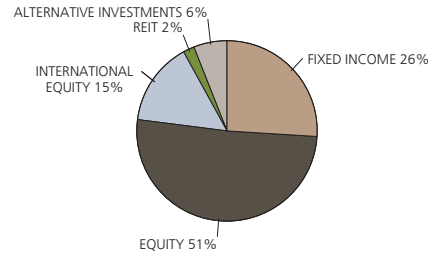


### Asset Allocation Analysis

Asset Allocation as of September 30, 2016

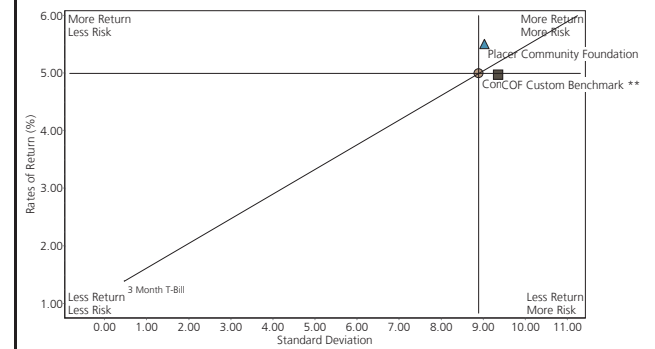


Target Allocation



### Risk Reward

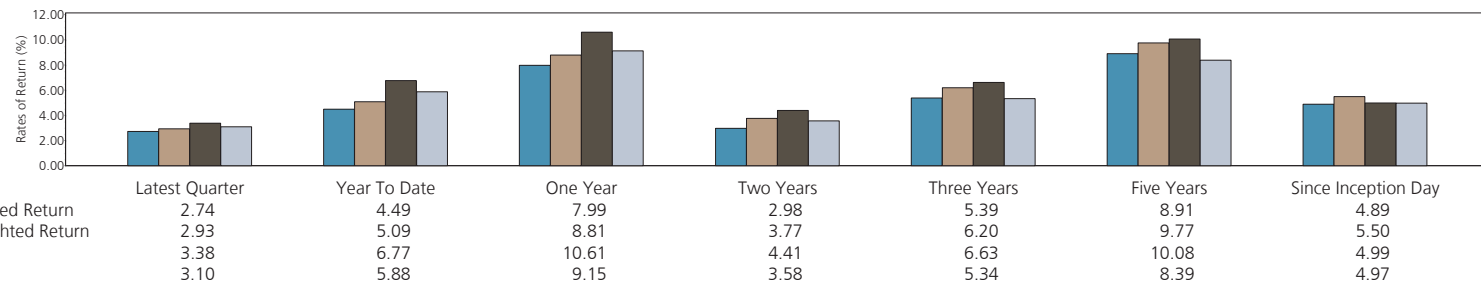
December 31, 2000 Through September 30, 2016



	Return	Std Dev	Alpha	Beta	R-Squared
▲ Placer Community Foundation	5.50	9.03	0.51	1.00	96.69
● Composite Benchmark	4.99	8.89	0.00	1.00	100.00
■ COF Custom Benchmark **	4.97	9.35	-0.08	1.03	95.59

### Portfolio Returns

Name	Incept. Date	Current Allocation	Latest Quarter	Year To Date					Incept Day	Comparative Index	Latest Quarter	Year To Date	One Year	Two Years	Three Years	Incept Day
				Year To Date	One Year	Two Years	Three Years									
<b>TOTAL FUND</b>																
Parametric R3000	01/26/06	38.5%	4.11	7.50	14.07	6.22	9.86	6.47	Russell 3000	4.40	8.18	14.96	6.96	10.44	7.39	
EIC All Cap Value	05/15/13	12.9%	3.02	6.96	11.25	3.45	7.38	6.76	Russell 3000 Value	3.87	10.40	16.38	5.58	9.46	9.02	
Western Core Plus Fixed	11/12/14	13.0%	1.01	6.66	6.61	-	-	4.24	Barclays Aggregate	0.46	5.80	5.19	4.06	4.03	3.82	
BlackRock Short Duration	11/15/13	12.9%	(0.16)	0.96	0.54	0.52	-	0.36	Barclays 1-3 Govt/Cr	0.02	1.68	1.31	1.25	1.09	1.06	
Cambiar Intl Value	03/03/16	7.4%	4.76	-	-	-	-	4.16	MSCI ACWI x US Value	7.92	6.03	7.62	(4.76)	(1.37)	10.38	
Invesco Intl Growth	08/22/12	7.4%	4.26	2.09	7.14	(0.78)	2.03	5.54	MSCI ACWI x US Growth	6.12	6.55	11.92	1.59	2.60	6.39	
Principal REIT	09/20/11	2.0%	(1.43)	9.40	16.36	17.01	15.95	14.72	NAREIT	(1.21)	12.31	20.94	14.21	13.85	-	
Liquid Alternatives	08/14/12	5.8%	1.03	0.09	(0.23)	(1.49)	(0.74)	1.03	HFRI Fund of Funds	2.39	(0.25)	0.47	0.21	2.16	-	
<b>TOTAL FUND</b>	<b>12/31/00</b>	<b>100.0%</b>	<b>2.74</b>	<b>4.49</b>	<b>7.99</b>	<b>2.98</b>	<b>5.39</b>	<b>4.89</b>	<b>Composite Benchmark</b>	<b>3.38</b>	<b>6.77</b>	<b>10.61</b>	<b>4.41</b>	<b>6.63</b>	<b>4.99</b>	



\* Since inception return for the Total Portfolio includes data prior to January 2006.

\*\* COF Custom Benchmark consists of 60% MSCI World/40% BC Aggregate.